



**Annual General Meeting
20 November 2014**



- 1. Introduction from Chairman**
- 2. Presentation from Managing Director**
- 3. Formal business**



This document should be read with the Disclaimer at the end of the document



1. Introduction from Chairman - Tim Poole



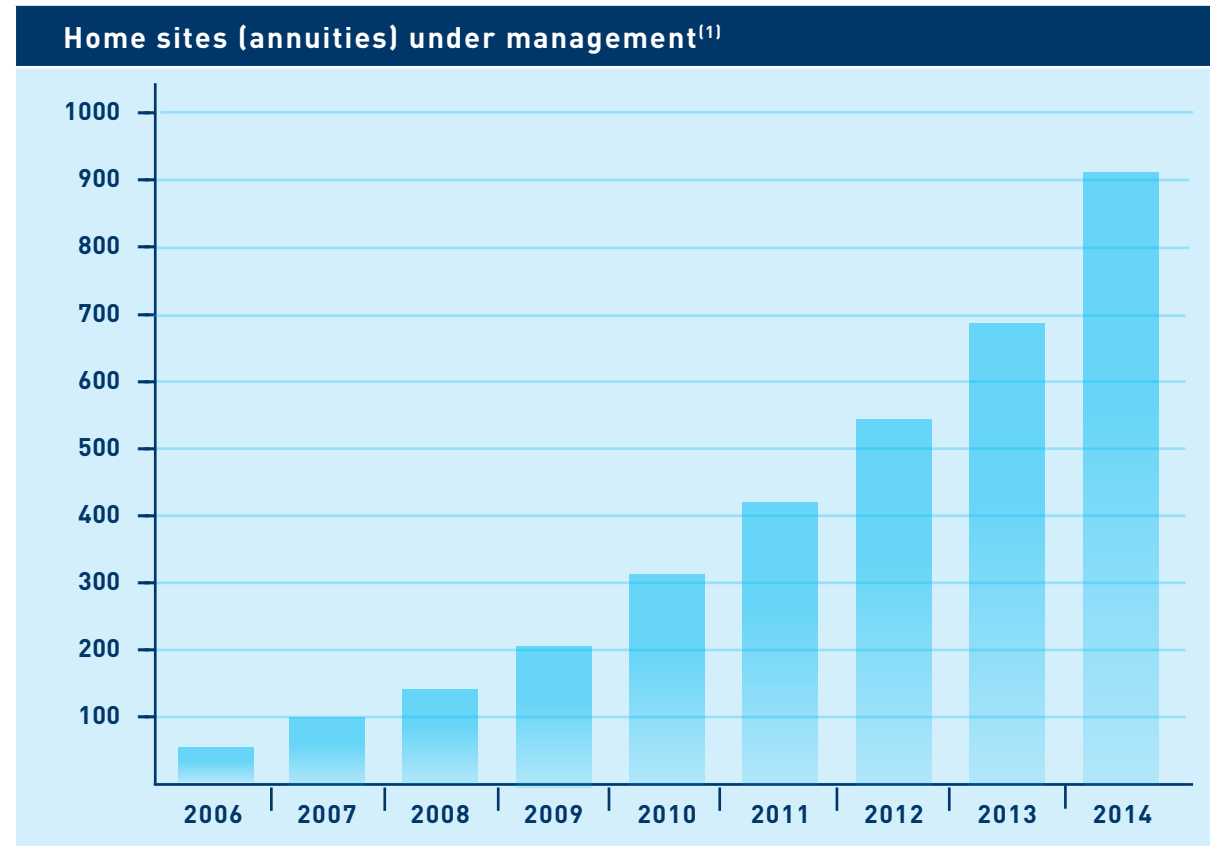


Three additional sites acquired during the last 12 months



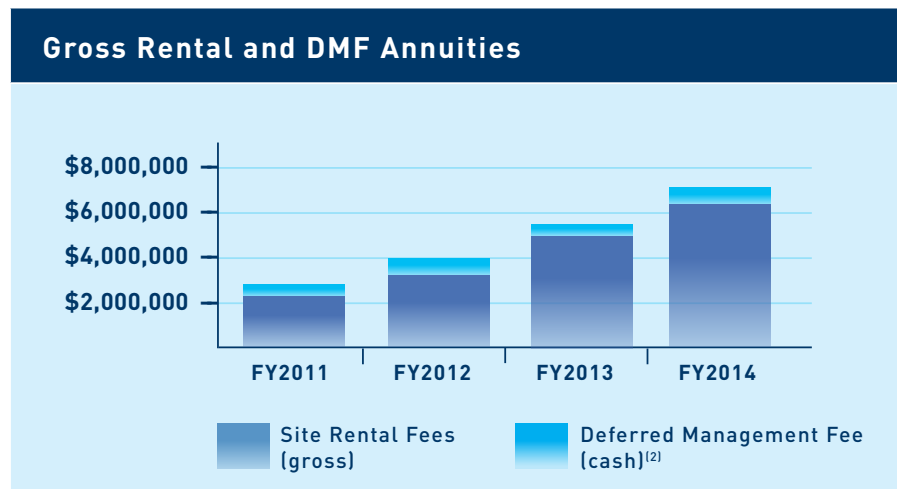
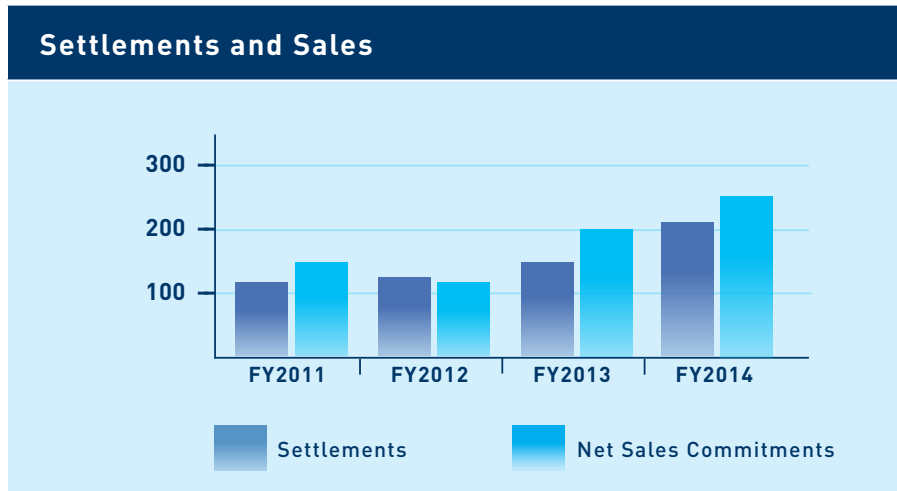
Lifestyle Communities delivered strong growth during FY2014

- Another strong year of settlements (211) and sales (267)⁽¹⁾
- 906 occupied home sites at year end⁽¹⁾
- Over 1,300 homeowners at year end⁽¹⁾
- Portfolio of 1,779 home sites at year end^{(1) (2)}
- 23 resale settlements during the year
- Settled two new sites at Wollert and Geelong and an expansion site at Chelsea Heights



A proven business model structured for sustainable growth

Notes: (1) Represents gross numbers not adjusted for joint venture interests
 (2) Settled, under development or subject to planning



- Another strong year of settlements and sales
 - 211 home settlements in FY2014 compared to 149 in FY2013⁽¹⁾
 - 267 net sales commitments in FY2014 compared to 190 in FY2013⁽¹⁾
- Achieved 23 resale settlements in FY2014 compared to 10 in FY2013
- Annual rental income \$6.5 million
- 23 resales provided DMF of \$0.9 million⁽²⁾

Continued growth in annuity income as portfolio builds

Notes: (1) Represents gross numbers not adjusted for joint venture interests
 (2) Inclusive of selling and administration fees



Profit & Loss highlights	FY2013 (\$'000)	FY2014 (\$'000)	% Movement
Home settlement revenue	36,552	54,812	↑ 50%
Rental revenue	4,892	6,549	↑ 34%
Deferred management fee ⁽¹⁾	381	910	↑ 139%
Total revenue	43,459	63,718	↑ 47%
Cost of sales	(28,298)	(41,057)	
Home settlement margin	23%	25%	↑ 2%
Gross profit	15,161	22,660	↑ 49%
Fair value adjustments	9,825	12,254	↑ 25%
Development expenses	(3,450)	(3,263)	↓ 5%
Community management expenses	(2,128)	(3,462)	↑ 63%
Corporate overheads	(3,500)	(3,801)	↑ 9%
Finance costs	(2,077)	(2,228)	↑ 7%
Net profit before tax	12,864	21,074	↑ 64%
Net profit after tax			
Members of the parent	6,965	12,278	↑ 76%
Non-controlling interests	2,471	3,852	↑ 56%
Total net profit after tax	9,436	16,130	↑ 71%


- Net profit attributable to shareholders up 76% to \$12.3 million
- Home settlement revenue up \$18.3 million to \$54.8 million; average realisation uplift of 6% to \$286k (GST inclusive)
- Cash deferred management fees up by 139% to \$0.9 million (inclusive of selling and administration fees)
- Development expenses in FY2013 included \$0.65 million investment in marketing, expenses in FY2014 are at normalised levels based on number of active developments
- Community management expenses increased due to homeowners now residing at Lifestyle Hastings and a full year of operations at Lifestyle Chelsea Heights. This is in addition to normal growth within mature communities

Profit growth in line with increased settlements

Note: (1) Inclusive of selling and administration fees



Lifestyle Communities has a low risk sustainable business model that does not require further equity from the market



Subject to the continued performance of the business in FY2015 we forecast that free cash flow from the community management business will provide a dividend in respect of FY2015

Note: (1) Settled, under development or subject to planning
 (2) Represents gross numbers not adjusted for joint venture interests



- Build on the key themes of the ageing population, affordability and the emerging baby boomer
- Maintain a strong balance sheet and liquidity buffer without requiring further equity
- Pay dividends from after tax operating cash flow generated from community management business
- Focus in Victoria to capitalise on growing population and the continued lack of supply of affordable housing
- Drive sales to recycle capital faster allowing for development of a new community every 12 months





2. Presentation from Managing Director - James Kelly





Housing Market	<ul style="list-style-type: none"> The continued strength of the Melbourne housing market has improved consumer confidence and their ability to sell existing homes.
Land Access	<ul style="list-style-type: none"> Focused on acquiring land in the key growth corridors in Melbourne. We have been successful in acquiring sites located in Geelong, Rosebud and Officer since the last AGM and are actively looking for the next site.
Demand	<ul style="list-style-type: none"> Sales for 2014 were 267⁽¹⁾ home sales which was up 41% on FY2013. Sales from July to October 2014 remain strong with communities meeting or exceeding expectations.
Settlements	<ul style="list-style-type: none"> Settlements for FY2014 were 211⁽¹⁾. This was an increase on the 149 achieved in FY2013.
Marketing Strategy	<ul style="list-style-type: none"> FY2014 marketing was balanced between brand and awareness building by more traditional channels (radio and metro newspaper) and driving community enquiry by digital and localised channels (local newspaper, events, signage). In the year ahead a strategic focus is being placed on developing a more structured resales marketing program and continuing to differentiate the Lifestyle Communities brand within the retirement market segment with the emerging baby boomer generation.

Note: (1) Represents gross numbers not adjusted for joint venture interests



Since the AGM last year we have secured:

1. A new site located in Bell Park, Geelong. This site has added 164 homes to the pipeline. Construction has commenced in November 2014.
2. A new site located in Rosebud, on Melbourne's Mornington Peninsula. This site has added 150 homes to the pipeline. The settlement of the land is subject to planning. A planning permit application has recently been lodged.
3. A new site located in Officer between Berwick and Pakenham in the south-eastern suburbs of Melbourne. This site has added 150 homes to the pipeline. Settlement of land is contracted to occur in October 2015.

We are continuing to assess a number of new sites.



SALES AND SETTLEMENTS - JULY TO OCTOBER 2014



	New home settlements	New homes - net sales commitments	Resale homes settlements	Resale homes - net sales commitments
	JUL-14 to OCT-14	JUL-14 to OCT-14	JUL-14 to OCT-14	JUL-14 to OCT-14
Brookfield	-	-	6	6
Tarneit	1	-	1	4
Warragul	8	1	3	6
Cranbourne ⁽¹⁾	20	13	1	3
Shepparton	12	22	-	-
Chelsea Heights ⁽¹⁾	2	6	-	1
Hastings	28	25	-	-
Wollert	-	5	-	-
Geelong	-	9	-	-
Rosebud	-	-	-	-
Officer	-	-	-	-
Total	71	81	11	20

- On target to achieve on or around 100⁽¹⁾ new home settlements for 1HFY2015
- Expect on or around 230 new home settlements for FY2015 assuming market conditions do not change
- Continued strong sales and settlements at Hastings
- Improved sales at Shepparton mirroring the improvement in the local economy and a successful targeted marketing campaign
- Improved sales and settlements at Cranbourne
- Resales have continued to increase, largely due to an increased strategic focus within the business coupled with the maturing age profile at established communities
- Good initial enquiry at Wollert and Geelong which is a lead indicator of sales once construction commences

Note: (1) Represents gross numbers not adjusted for joint venture interests



Lifestyle Communities' portfolio continues to grow

Communities	Total home sites in communities	Home sites sold & occupied	Home sites sold & awaiting settlement	Homes occupied or sold and awaiting settlement	
				#	%
Existing Communities – Sold out					
Melton	228	228	-	228	100%
Tarneit	136	136	-	136	100%
Warragul	182	176	6	182	100%
Existing Communities – Selling and Settling					
Cranbourne ⁽¹⁾	217	193	17	210	97%
Shepparton	221	72	38	110	50%
Chelsea Heights ⁽¹⁾	186	99	80	179	96%
Hastings	141	73	62	135	96%
Wollert	154	-	25	25	16%
Geelong	164	-	9	9	5%
New Communities - Awaiting Commencement					
Rosebud ⁽²⁾	150	-	-	-	-
Officer ⁽²⁾	150	-	-	-	-
Total Home Sites⁽³⁾	1,929	977⁽⁴⁾	237⁽⁵⁾	1,214	63%

Notes: (1) Represents 100% of the development of which Lifestyle Communities will share 50%

(2) Commencement of construction subject to planning approval and/or final contracts

(3) Lifestyle Communities will have an economic interest in 1,727 home sites

(4) Currently collecting annuity income (rent and DMF income) on these sites

(5) Represents sites in the sales bank awaiting settlement as at 31 October 2014



- Market sentiment in Victoria remains positive and the Lifestyle Communities brand continues to appeal to the emerging baby boomer generation
- We expect new home settlements for the first half to be on or around 100⁽¹⁾ homes
- Assuming market conditions do not change materially we expect new home settlements for FY2015 to be on or around 230⁽¹⁾ (compared with 211⁽¹⁾ for FY2014)
- Settlement performance for FY2015 year to date, particularly at Cranbourne and Shepparton, has exceeded our budget expectations
- Good consumer response at both Wollert and Geelong
- Continuing to assess additional land opportunities



Note: (1) Represents gross numbers not adjusted for joint venture interests



3. Formal Business





Resolution 1: Approval of the Lifestyle Communities Limited Remuneration Report

The instructions given to validly appointed proxies in respect of the resolution were as follows:

For	Against	Abstention	Proxy's Discretion
44,157,257	1,037,645	14,769	123,243



Resolution 2: Re-election of Mr Tim Poole, retiring by rotation

The instructions given to validly appointed proxies in respect of the resolution were as follows:

For	Against	Abstention	Proxy's Discretion
71,259,077	264,614	121	125,743



- This Presentation contains general background information about Lifestyle Communities Limited (LIC) and its activities current at 20 November 2014 unless otherwise stated. It is information in a summary form and does not purport to be complete. It should be read in conjunction with LIC's other periodic and continuous disclosure announcements lodged with the Australian Securities Exchange, which are available at www.asx.com.au.
- This Presentation has been prepared by LIC on the information available. To the maximum extent permitted by law, no representation or warranty, express or implied, is made as to the fairness, accuracy, completeness or correctness of the information, opinions and conclusions in this presentation and LIC, its directors, officers, employees, agents and advisers disclaim all liability and responsibility (including for negligence) for any direct or indirect loss or damage which may be suffered by any recipient through use or reliance on anything contained in or omitted from this presentation.
- Past performance information given in this Presentation is given for illustrative purposes only and should not be relied upon as (and is not) an indication of future performance.
- This Presentation contains certain "forward-looking statements" and prospective financial information. These forward looking statements and information are based on the beliefs of LIC's management as well as assumptions made by and information currently available to LIC's management, and speak only as of the date of this presentation. All statements other than statements of historical facts included in this presentation, including without limitation, statements regarding LIC's forecasts, business strategy, synergies, plans and objectives, are forward-looking statements. In addition, when used in this presentation, the words "forecast", "estimate", "expect", "anticipated" and similar expressions are intended to identify forward looking statements. Such statements are subject to significant assumptions, risks and uncertainties, many of which are outside the control of LIC and are not reliably predictable, which could cause actual results to differ materially, in terms of quantum and timing, from those described herein. Readers are cautioned not to place undue reliance on forward-looking statements and LIC assumes no obligation to update such information.
- The information in this Presentation remains subject to change without notice.
- In receiving this Presentation, you agree to the foregoing restrictions and limitations.

This Presentation is not for distribution or release in the United States or to, or for the account or benefit of, US persons.



Lifestyle Communities Limited
Level 2, 25 Ross Street
South Melbourne VIC 3205
Ph: (03) 9682 2249

www.lifestylecommunities.com.au